

海洋光譜號

SPECTRUM OF THE SEASSM



Royal Caribbean Group



目錄 Contents


行前準備和登船

網上預辦登船	2
登船準備	3
碼頭交通	9
行李託運	10
到港登船流程	11
房間房卡	12
下船離港流程	13

遊輪假期

皇家行前訂	14
船上活動, 每日指南	14
船上通訊, 非凡網路	15
船上餐飲, 非凡美食	16
船上娛樂, 非凡演出	17
船上娛樂, 非凡運動	18
海上歷奇, 非凡童趣	19
船上消費, 便捷結算	20
超凡遊輪, 了解遊輪	20

網上預辦登船

 根據政府部門相關要求，香港遊輪碼頭出發的所有旅客需在開航日前完成“網上預辦登船 (Online Check-in)”，並列印出自己的登船證，開航日憑登船證登船。如未按要求並需在郵輪碼頭補辦而有所延誤，可造成無法登船或其他損失由旅客自行承擔。

*旅客只能用護照預先辦理網上登船程式

*使用“香港永久性居民身份證”登船之旅客需於到達郵輪碼頭後方可辦理登船

*Online Check-in開放時間：

網頁版——開航前30天至開航前一天下午6點

App版——開航前30天至開航日上午11:30

網上預辦登船網站（皇家加勒比國際官網）

www.RoyalCaribbean.com/booked

App check-in

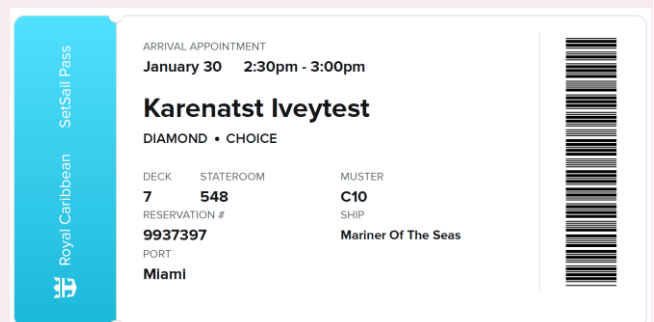


搜索“皇家加勒比”或
“Royal Caribbean International”

網上預辦登船步驟



登船證示例



旅客需要綁定信用卡作為船上消費帳戶
無法綁定信用卡的旅客需到達碼頭辦理值船

登船準備

所需證件

1. 登船文件：通過網上預辦登船，列印登船證
2. 身份證明文件：

香港永久性居民：

- 11歲或以上居民：可以使用“香港特區護照”或“香港永久性居民身份證”；
- 11歲以下居民：可以使用“香港特區護照”登船或“香港特區回港證”

外籍在港居住人士：

- 所有年齡：使用“本國護照 + 香港居民身份證/其他居留證明”登船

*護照有效期需要在航程結束後仍多於6個月，最終以入境事務處要求為準。

*旅客只能用護照優先辦理網上登船程式。

*使用“香港永久性居民身份證”登船之旅客需於到達郵輪碼頭後方可辦理登船

其他證件 未成年人所需的登船文件

未成年人定義：亞洲地區出發的航線中，未成年人定義為，在登船日當天未滿18歲的旅客。

適用於：當未成年人因各種原因，未與父母/法定監護人同行上船，而與其他受委託的成年人（隨行監護人）同行上船時，隨行監護人需要提供下列證明文件：

- 1) 《LETTER OF AUTHORIZATION AND STATEMENT 授權聲明信》
- 2) 《THE GUARANTEE OF ACCOMPANYING GUARDIAN 隨行監護人承諾》
- 3) 未成年人出生證明影印本



附件四:授权声明信与随行监护人承诺

授权声明信

Letter of Authorization and Statement

授权人现为_____ [未成年人姓名] (护照/证件号: _____) 的 _____ [父亲或母亲或其他直系亲属], 即未成年人的法定监护人, 现特此声明并授权:

The Authorizer(s) is/are the _____ [father or mother or the direct relatives] of the _____ [name of the minor] (passport/license no. _____), who is/are the legal guardian of the Minor, and hereby make the following statement and authorization:

1. 同意未成年人随同 _____ [成年游客姓名] (护照/证件号: _____) 参加 _____ (旅游团项目) 前往 _____ (国家) 旅行。随行监护人将监护持有未成年人的护照, 签证或其他的旅游证件。

Allow the Minor to be participated in the _____ (tour project) and travel to _____ (country) with _____ [name of the adult tourist] (passport/license no. _____). The Accompanying Guardian will keep the passport, visa or other travel documents for the Minor.

2. 授权随行监护人全权行使授权人作为未成年人的法定监护人的一切权利并同时尽一切法定监护人应尽之义务监护未成年人的人身和财产安全。随行监护人所行使的任何监护责任和行为将视为授权人行使的监护责任和行为。

Authorize the Accompanying Guardian to act with all rights and fulfill all guardian liabilities of the legal guardian of the Minor to guard the personal and property safety of the Minor. All the guardian liabilities and actions rendered by the Accompanying Guardian will be assumed as the actions made by the legal guardian.

3. 同意未成年人在旅行过程中接受任何必需的医疗和急救措施。

Agree the Minor be treated with any necessary medical and emergency measures during the tour trip.

4. 授权人为未成年人的合法法定监护人, 有权并获得全部授权行使上述授权和声明。

The Authorizer is/are the lawful legal guardian of the Minor and have the full authority to make the above authorization and statement.

授权人承诺上述陈述, 声明和授权没有虚假或隐瞒并保证对上述声明和授权所产生的一切后果承担全部的责任。授权人随信附上其作为未成年人法定监护人的证明文件。

The Authorizer guarantee that the above representation, statement and authorization has no falsehood or omission and promise to assume all liabilities to the consequence of the above statement and authorization. The Authorizer attached herewith the legal documents to prove his/her identity as the legal guardian of the Minor.

授权人1姓名/Name of the Authorizer 1: _____ 签署/Signature: _____
(护照/证件号/Passport/License No. _____)

授权人2姓名/Name of the Authorizer 2: _____ 签署/Signature: _____
(护照/证件号/Passport/License No. _____)

家庭地址/Address: _____ 家庭电话/Home Tel: _____
工作电话/Work Tel: _____ 手机/Cell: _____

日期/Date: _____

*背面内容继续 There are content on the back side of this Letter

随行监护人承诺

The Guarantee of the Accompanying Guardian

随行监护人特此承诺并保证:

The Accompanying Guardian make the following guarantee and promise:

1. 其所提供的本授权声明信为授权人和其本人亲笔有效签署的函件。

This Letter, provided by the Accompanying Guardian, has been duly signed by the Accompanying Guardian and the Authorizer.

2. 其将尽一切法定监护人应尽之义务监护未成年人的人身和财产安全。

The Accompanying Guardian will fulfill all the liabilities of the legal guardian to protect the personal and property safety of the Minor.

3. 其将尽一切最大的努力和审慎来行使监护未成年人的职责。

The Accompanying Guardian will use all his/her endeavor and prudence to fulfill his/her liabilities to guard the Minor.

4. 如果前述承诺虚假或有所隐瞒而导致承运商有任何损失的, 将承担全部的责任。

The Accompanying Guardian will be fully liable for any loss of the Carrier if due to the falsehood and omission of the above guarantee.

随行监护人1姓名/Name of the Accompanying Guardian 1: _____

(护照/证件号/Passport/License No: _____)

签署/Signatur: _____

随行监护人2姓名/Name of the Accompanying Guardian 2: _____

(护照/证件号/Passport/License No: _____)

签署/Signature: _____

家庭地址/Address: _____

家庭电话/Home Tel: _____

工作电话/ Work Tel: _____

手机/Cell: _____

日期/Date: _____

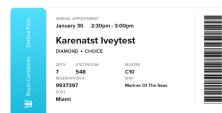
注: 随行监护人必须在办理登船手续时在() 面前当场签署并提交本授权声明信, 否则无效。

Remark: The Accompanying Guardian MUST sign and present this Letter before () when check-in before boarding, or otherwise this Letter will be void.

登船準備



網上預辦登船



獲得登船證

開航前30天開始



完成疫苗接種



獲得疫苗接種證明

開航前14天



完成核酸檢測



獲得核酸檢測陰性報告

開航前48小時內

(參考登船時間為下午1點)



完成問卷調查



在APP中完成

開航前24小時內



登船

開航日

登船準備

說明

- 所有12歲及以上旅客都必須滿足開航前14天前完成完整疫苗接種。對於完整疫苗接種定義為：①12-17歲的旅客在開航前14天前需完成一劑復必泰疫苗接種，②18歲及以上的旅客在開航前14天前需完成兩劑科興或復必泰疫苗接種
 - 完成疫苗接種是指在出發前的最少14天前已按相關指引完成接種建議的疫苗劑量。完成新冠疫苗接種後的第14天是由有關人士接種所有建議劑量的新冠疫苗後的次日作第一天起計。例如，若一名未曾感染2019冠狀病毒病的人士在2021年8月10日接種建議的最後一劑新冠疫苗，「第一天」為8月11日，而「第14天」則為8月24日，該人士於8月24日當日開始可被視為「完成接種疫苗」
 - 所有12歲或以上不能打疫苗的客人需要提供如下證明：
 - (1) 客人可前往正規醫療單位（私立或者公立皆可）填寫和發出由香港政府提供範本的證明，證明中需註明無法接種疫苗的具體原因、醫生簽名和醫生蓋章。
(請使用樣本https://www.coronavirus.gov.hk/pdf/599FG_letterfrdoctor.pdf)
 - (2) 使用正規醫療單位（私立或者公立皆可）的抬頭紙，由醫生開具的病情穩定證明<Fit to travel or Fit for Cruise>皆可，有醫生的簽名和蓋章。
- 備註：請最遲在開航前14天提供以上證明並由皇家醫療部門審核
- 核酸檢測的樣本採集時間須在登船前的48小時內（參考登船時間為下午1點）完成並且檢測結果為陰性。例如，登船日為2021年10月24日，則核酸檢測的樣本採集時間須在2021年10月22日下午1點以後，否則將不會接受。
 - 須在香港政府認可的醫療或檢測機構之一進行COVID-19 PCR檢測。PCR核酸檢測，必需使用鼻腔和咽喉合併拭子樣本。6歲以下的乘客、咽喉或鼻腔曾經接受手術不適合以合併拭子樣本進行檢測人士，則可採用大便樣本代替拭子樣本進行測試。2歲以下的乘客，可以使用咽拭子樣本。

登船準備



疫苗接種

在香港接種

12至17歲

復必泰一針疫苗

18歲及以上

復必泰或科興的兩針疫苗

詳情請參考政府有關資訊

<https://www.covidvaccine.gov.hk/zh-HK/vaccine>

不在香港接種

參考以下清單中經認證的疫苗品牌及須接種針數

https://www.coronavirus.gov.hk/pdf/list_of_recognised_covid19_vaccines.pdf



核酸檢測

香港各區設流動採樣站

可在此網站查詢

<https://www.coronavirus.gov.hk/chi/early-testing.html>

在政府社區檢測中心或私人醫院、診所預約

可在此網站查詢

<https://www.communitytest.gov.hk/en/about>

碼頭交通

啟德郵輪碼頭

位址：九龍承豐路33號（入口位於祥業街）



小巴：綠色專線小巴86號

行駛路線：往返啟德郵輪碼頭至九龍灣港鐵站（德福花園）

運營時間：每天6:40-23:00（第一班小巴於6:40由德福花園開出）

車費：每程5.5港元

車程：約10分鐘

巴士：九巴5R

行駛路線：穿梭運行於郵輪碼頭、牛頭角港鐵站、觀塘港鐵站

運營時間：11:00-19:00（只限週六、日及假期，其他時間不運營）

車費：每程6.7港元

車程：約30分鐘

渡輪

除陸路交通外，旅客也可選擇從港島的北角碼頭或西灣河碼頭搭乘渡輪暢遊維港，抵達觀塘碼頭後轉乘計程車，車程約10分鐘，即可到達啟德郵輪碼頭。

計程車

啟德郵輪碼頭前設有計程車上下客區，方便旅客往返。

行李託運

託運流程

- 建議攜帶輕便行李，重量上限為90kg。
- 如有大件行李需要託運，可在辦理登船後列印登船證同時列印行李條，按照文件上的虛線對折並按照要求綁定在需要託運的行李箱上。
- 請最遲於啟航前 2小時到達啟德郵輪碼頭，在辦理登船後前往行李託運區（啟德碼頭底層的旅遊巴士落客泊位 1-20）託運行李，把列印好的行李條掛在託運行李上。託運前請先從行李提取證件及必需品，將已掛好行李條的行李交給工作人員即可，行李會直接送達房間。
- 如您未提前列印並綁定行李條，請將您的房間號碼告知現場工作人員，現場工作人員會為您綁上行李條。
- 行李會在 20:00 之前送到，一般會放置在房門一側，如未收到請速與遊輪總服務台聯繫。
- 請切勿託運任何易碎及貴重物品，及其他不符合託運規格，包裝或含物品不適用於託運的行李。根據海關要求，若行李中有需向海關申報的物品，請先向海關辦理申報手續后，再辦理託運手續。



行李條示例

禁帶物品

除海關與邊檢規定的違禁品外，還包括以下物品：

新鮮水果、肉類、乳製品，需要充電的保健理療物品如瘦身帶、理療帶

高頻無線電對講機設備

任何已啟封的食物及液體（如有嬰兒可攜帶一些嬰兒用品及食品，電熱溫奶器除外）

酒水飲料

旅客在登船日允許隨身攜帶：



非酒精飲料單瓶不超500毫升，每房上限 12 瓶；

單瓶不超750毫升的葡萄酒或香檳；每房上限2瓶；



所有飲品均不可託運

到港登船流程

所需文件

-  疫苗接種記錄 (所有18歲或以上皇家加勒比旅客必須於出發前最少14日完成2019冠狀病毒病疫苗接種
12-17歲之旅客必須於出發前最少14日完成接種一劑復必泰疫苗)
- +
-  核酸檢測陰性證明 (所有旅客亦須於登船前48小時內收到COVID-19核酸檢驗陰性報告)

優先登船

- 以下旅客可享受優先登船通道：
- 預訂   的旅客
- 坐輪椅旅客與坐嬰兒車嬰幼兒旅客 (均允許一名成年旅客陪同)

登船流程

1. 旅客完成預訂後，需於登船前完成「網上預辦登船」手續並列印相關確認文件作為登船證明。
2. 請旅客在規定時段內到達碼頭，前往行李託運區（啟德碼頭底層的旅遊巴士落客泊位1-20）託運行李（需附網上辦理登船行李條）。
3. 託運行李後，且體溫低於38°C，由「行李大堂A」內的扶手電梯或外側的升降機到達碼頭2樓「登船大堂A」。
4. 進入「登船大堂A」後，準備好所需證件、疫苗與核酸證明，前往櫃檯辦理登船手續及拍攝保安相片。如有相關新冠癥狀，將會被安排複檢。
5. 辦理登船手續後，旅客持本人證件及登船證，依次排隊通過安檢、香港入境處、海關及衛生署的出境檢查。
6. 完成登船程序。

房間房卡

關於房間



- 房間均是由兩張單人床組成大床，可聯繫客房服務員或通過撥打“0”與前台服務員（有中文服務）聯繫幫您組分床鋪。（部分套房除外）
- 三/四人房的房間第三/四人的床是在牆壁上的摺疊床或者沙發床，客房服務員會在您就寢前準備好。
- 房間內插頭為美式插座，普通“兩眼扁插”可直接使用，如有其它需要請自行攜帶轉換器。（為安全起見，房間內一律禁用拖把和電熨斗）
- 房間內提供洗髮露、沐浴露和洗手皂。請自備牙刷牙膏、淋浴拖鞋、梳子、剃鬚刀等個人用品。
- 房間內有電熱水壺、小冰箱、吹風機、電話、保險箱，電視還具有查看船上消費帳單功能。

關於房卡

房卡會提前放置在房間門口的信箱中，同房旅客每人一張



遊輪房卡/SeaPass Card（也稱“船卡”）功能介紹：

- 鑰匙功能：進入房間開門。
- 身份證明：上下船須刷卡識別身份。
- 船上消費：除賭場外，其他船上消費均需要刷此船卡。
- 救生演習集合地點也將出現在此船卡上。
- 旅客登船後請勿隨意自行調換房間，以免造成消費帳單混亂，引起任何損失。
- 敬請隨身攜帶船卡，做到卡不離身；一旦遺失船卡，須第一時間前往客戶服務中心報失並補辦，以免造成不必要的損失。
- 為了安全起見，船卡上僅顯示房間號碼，並不顯示樓層，敬請留意。



下船離港流程

優先下船

- 以下旅客可享受優先登船通道：
- 預訂   的旅客
- 坐輪椅旅客與坐嬰兒車嬰幼兒旅客（均允許一名成年旅客陪同）

下船離港流程

- 1) 最後一個航行日當晚，旅客填好行李條在指定時段將託運的行李放置房間外。（特別注意證件原件和船卡必須隨身攜帶不可託運）。
- 2) 完成香港政府的網上健康申報(<https://www.chp.gov.hk/hdf>)，獲得二維碼，在檢驗檢疫處提供。
- 3) 旅客下船後經棧橋直接進入航站樓1樓，出示提前完成好的健康申報二維碼，通過入境檢驗檢疫，然後乘電梯到達二樓後依次排隊通過邊檢。
- 4) 通過邊檢後乘坐電梯下到G樓行李大廳領取託運行李，排隊通過海關檢查後出航站樓。
- 5) 旅客從航站樓出來後按照地面指示：乘坐計程車至出口處排隊候車；乘坐私家小客車至2樓停車場；旅遊巴士轉乘至旅遊巴士停泊點A或B。
- 6) 整個離船過程中如果體溫超過37.5°C，將由衛生署進行隔離。

海洋光譜號 非凡遊輪



皇家行前訂
Cruise Planner

為您提供便攜的一站式全家行前規劃，打造超凡海上假期，您可在出行前就預訂好船上各種娛樂活動，免除登船後排隊或無位可訂的煩惱。客人通過皇家行前訂預訂的所有產品無需提前付費，將在登船後通過您綁定的船卡自動扣費。

在線網站預訂：www.pcprcl.com

電話預訂：852-6969-0717

取得方式：

- 房間內每天都會有客房服務員送《每日指南》，請注意查收。
- 4樓客戶服務中心免費提供《每日指南》，供旅客自取。
- 下載皇家App，手機隨時查看《每日指南》更加方便快捷。

船上活動每日指南



每日指南



Royal App



船上通訊非凡網絡

於茫茫大海上盡享高速網絡服務，讓您與世界時刻保持暢通連接：網上瀏覽、收發電子郵件、查看股票行情；隨時與親友們語音和視像通話等，時刻分享旅程的精彩。

打開“設定”選擇“Wi-Fi”

在Wi-Fi清單中搜索「WiFi-Guest-Spectrum」點擊並連接

系統將自動跳轉至Wi-Fi連接頁面，並點擊「訪問互聯網」（安卓使用者在任意瀏覽器中輸入「login.com」即可進入登錄頁面）

進入帳號頁面，點擊“創建互聯網帳戶”

設置您的使用者名及密碼。接受使用條款後，點擊“下一步”

請選擇您認為合適自己的上網套餐，點擊“購買網絡套餐”

系統將跳轉至自動連接頁面，點擊“開始吧”即刻暢遊互聯網

若您已通過皇家行前預訂購買VOOM套餐，創建帳號後即可看到您所購買的套餐，點擊“激活網絡”確認您的套餐並點擊“開始”，網絡即可成功連接



免費餐廳

主餐廳 Main Dining Room

帆船美食廣場 Windjammer

索倫托披薩屋 Sorrento's

270咖啡吧 The Cafe @ Two70

熱狗屋 Seaplex Doghouse

戲水餐廳 Splashaway Cafe

金鑽尊享餐廳 Gold Dining

銀鑽臻享餐廳 Silver Dining

收費餐廳與酒吧

大董 Wonderland by Dadong

奧利弗義大利餐廳 Jamie's Italian

西式扒房 Chop's Grille

泉·日本餐廳 Izumi Japanese Cuisine

鐵板燒 Teppanyaki

川谷薈 Sichuan Red

海涵火鍋 The Hot Pot

咖與茶道 Leaf and Bean - Tea & Coffee Shop

L記甜品 LA PATISSERIE

主廚餐廳 Chef's Table

悅音廳酒吧 Music Hall Bar

270酒吧 TWO70° Bar

機械人酒吧 Bionic Bar

思古諾酒吧 Schooner Bar

精緻酒廊 Vintages

星空吧 Sky Bar

北極星酒吧 North Star Bar

池畔酒吧 Pool Bar

陽光雅苑酒吧 Sunshine Bar

金鑽尊享酒廊 Gold Lounge

銀鑽臻享酒廊 Silver Lounge

船上娛樂非凡演出

演出場地	演出節目	所在位置
皇家大劇院	《光譜奇俠》 《魅舞今昔》	4、5樓船頭
270度景觀廳	《絲綢之路》	5樓船尾



光譜奇俠



魅舞今昔



絲綢之路




*所有表演根據船上最終安排。


船上娛樂非凡運動




北極星：榮獲健力士世界紀錄稱號「最高海上觀景台」（收費）



甲板衝浪：12米長的模擬器上，體驗海上模擬衝浪



南極球：彈床與VR體驗（收費）



碰碰車：充滿活力，老少皆宜



甲板跳傘：模擬失重跳傘（收費）

*所有設施開放情況根據船上最終安排。

屢獲殊榮的海上歷奇，是皇家加勒比的明星產品，海外專業教育團隊潛心開發的「美式夏令營」概念將滿足6個月-17歲兒童及青少年的喜好和需求，可以讓父母放心的享受遊輪假期。

海洋寶貝 (6個月-3歲)

在豐富多彩的託管所，訓練有素的專業人員會細心照看小朋友，引導他們參加我們特別設計的活動。



航海者 (3歲-5歲)

吹泡泡、海盜派對之夜、故事時間等樂趣活動。家長可以通過行程表和尋呼機來和員工保持聯繫。

探險者 (6歲-8歲)

手工製作和科學探索，會使航行增添智趣，孩子們還可以在才藝秀和趣味奧運會中成為明星。



航行者 (9歲-11歲)

手工製作和科學探索，會使航行增添智趣，孩子們還可以在才藝秀和趣味奧運會中成為明星。

領航者 (12歲-14歲)

少年們白天可以參加泳池派對、角色挑戰、運動錦標賽，夜晚可以享受電影之旅，主題派對和開放的麥克風比賽。



青少年中心 (15-17歲)

即將成年的孩子們可以和他們的朋友們一起共進青少年晚餐，參加主題派對，唱卡拉OK，在青少年活動區或者在Fuel舞廳舞上一曲。

*所有設施開放情況根據船上最終安排。

船卡綁定信用卡：船上可使用 Visa、Mastercard、American Express、Diners Club、JCB信用卡（注：持卡人必須在此航次上）。



如選擇使用美元現金作為旅客和同伴的船上消費支付方式，每位旅客需在其船卡帳戶內預存不少於150美元的消費抵押金。

語言

船上以英語為主，但我們來自全球多國的船員總共能說二十多種語言，四樓服務台有中文服務。

洗衣

船上提供洗衣服務，旅客可在房間內查看洗衣單或與客房服務員聯絡。

醫療

醫療室位於2樓，負責處理緊急和一般的醫療工作，接受醫療的旅客需要額外支付醫療費用，費用以美元計算。

安全設施

除配備國際法規規定的救生設備外，海洋光譜號遊輪在所有泳池區還配有專業救生員。

電話

4樓服務總台請直撥 0，房間之間請直撥房號即可。旅客也可由客房中直撥電話回家，船上用衛星通訊收費由撥號起以每分鐘 7.95 美元計算（僅供參考，以實際收費為準），費用會直接列入帳單。

吸煙

吸煙只限於船上指定的吸煙區，請勿在公共區及房間內吸煙，否則將收到高額美元罰款單。



Contents

Before you board

Online Check-in	22
Boarding Documents	23
Terminal Access	29
Checked Baggage	30
Embarkation Procedures	31
SeaPass Card Room Key	32
Debarkation Procedures	33

Cruise Vacation

Cruise Planner	34
SeaPass Card	34
Internet at Sea, VOOM	35
Dining at Sea	36
Entertainment at Sea	37
Sports at Sea	38
Adventure Ocean	39
Seamless Onboard Payment	40
More Information	40

Online Check-in



According to Government requirements, all guests departing from cruise terminal in Hong Kong are required to complete Online before departure. Guests will also show their Setsail Pass to board the ship. Delays might occur if otherwise where guests will bear at their own risks.

*Guests can only complete online check-in with passports.

*Guests who wish to use HKID cards to check-in can only check-in at the cruise terminal.

*Online Check-in open time

Web-30 days before departure day to 6 pm one day before departure day

App -30 days before departure day to 11 am on departure day

Online Check-in (Royal Caribbean Official site)

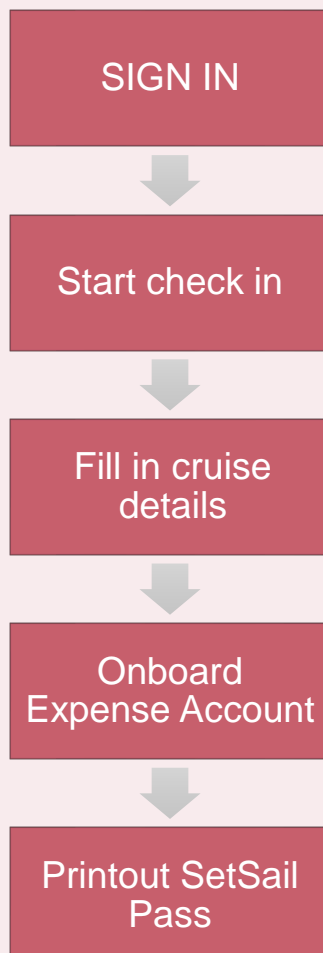
<https://www.royalcaribbean.com/booked>

App check-in

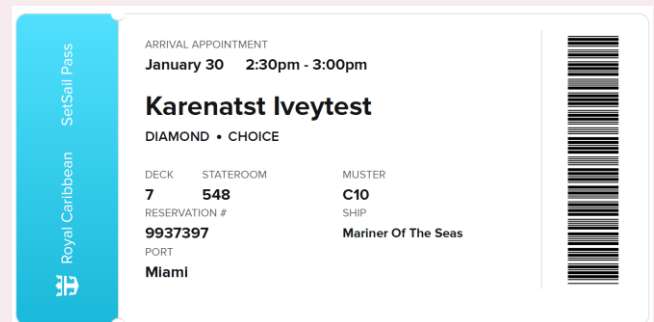


Search for
"Royal Caribbean International"

Steps to check-in online



SetSail Pass example



Onboard Expense Account

Guests must setup the onboard expense account with **credit card** or they can only check in on boarding day at the port.

Boarding Documents

Documents Required

1. Boarding Documents: SetSail Pass from online check-in

2. Identification Documents:

Hong Kong Local Residents:

- Aged 11 and above: "HKSAR Passport" or "HK Permanent ID Card"

- Aged below 11: "Hong Kong SAR Passport" or re-entry permit

Foreigners residing in Hong Kong:

All ages: "Original Passport + HK ID Card/other Stay Permission Endorsement"

Passport Validity: Over 6 months

*Guests can only complete online check-in with passports.

*Guests who wish to use HKID cards to check-in can only check-in at the cruise terminal.

Other Documents

Documents for minors

Definition of minors: For departures in *Asia*, minors are defined as those aged under 18 on the departure day.

Available for: Adults who are not the parent or legal guardian of a minor traveling with them must present an original, notarized letter signed by the child's parent(s) authorizing the adult to take the child on the specific cruise:

1) <LETTER OF AUTHORIZATION AND STATEMENT>

2) <THE GUARANTEE OF ACCOMPANYING GUARDIAN>

3) Copy of birth certificate of minor



附件四:授权声明信与随行监护人承诺

授权声明信

Letter of Authorization and Statement

授权人现为_____ [未成年人姓名] (护照/证件号: _____) 的 _____ [父亲或母亲或其他直系亲属], 即未成年人的法定监护人, 现特此声明并授权:

The Authorizer(s) is/are the _____ [father or mother or the direct relatives] of the _____ [name of the minor] (passport/license no. _____), who is/are the legal guardian of the Minor, and hereby make the following statement and authorization:

1. 同意未成年人随同 _____ [成年游客姓名] (护照/证件号: _____) 参加 _____ (旅游团项目) 前往 _____ (国家) 旅行。随行监护人将监护持有未成年人的护照, 签证或其他的旅游证件。

Allow the Minor to be participated in the _____ (tour project) and travel to _____ (country) with _____ [name of the adult tourist] (passport/license no. _____). The Accompanying Guardian will keep the passport, visa or other travel documents for the Minor.

2. 授权随行监护人全权行使授权人作为未成年人的法定监护人的一切权利并同时尽一切法定监护人应尽之义务监护未成年人的人身和财产安全。随行监护人所行使的任何监护责任和行为将视为授权人行使的监护责任和行为。

Authorize the Accompanying Guardian to act with all rights and fulfill all guardian liabilities of the legal guardian of the Minor to guard the personal and property safety of the Minor. All the guardian liabilities and actions rendered by the Accompanying Guardian will be assumed as the actions made by the legal guardian.

3. 同意未成年人在旅行过程中接受任何必需的医疗和急救措施。

Agree the Minor be treated with any necessary medical and emergency measures during the tour trip.

4. 授权人为未成年人的合法法定监护人, 有权并获得全部授权行使上述授权和声明。

The Authorizer is/are the lawful legal guardian of the Minor and have the full authority to make the above authorization and statement.

授权人承诺上述陈述, 声明和授权没有虚假或隐瞒并保证对上述声明和授权所产生的一切后果承担全部的责任。授权人随信附上其作为未成年人法定监护人的证明文件。

The Authorizer guarantee that the above representation, statement and authorization has no falsehood or omission and promise to assume all liabilities to the consequence of the above statement and authorization. The Authorizer attached herewith the legal documents to prove his/her identity as the legal guardian of the Minor.

授权人1姓名/Name of the Authorizer 1: _____ 签署/Signature: _____
(护照/证件号/Passport/License No. _____)

授权人2姓名/Name of the Authorizer 2: _____ 签署/Signature: _____
(护照/证件号/Passport/License No. _____)

家庭地址/Address: _____ 家庭电话/Home Tel: _____
工作电话/Work Tel: _____ 手机/Cell: _____

日期/Date: _____

*背面内容继续 There are content on the back side of this Letter

随行监护人承诺

The Guarantee of the Accompanying Guardian

随行监护人特此承诺并保证:

The Accompanying Guardian make the following guarantee and promise:

1. 其所提供的本授权声明信为授权人和其本人亲笔有效签署的函件。

This Letter, provided by the Accompanying Guardian, has been duly signed by the Accompanying Guardian and the Authorizer.

2. 其将尽一切法定监护人应尽之义务监护未成年人的人身和财产安全。

The Accompanying Guardian will fulfill all the liabilities of the legal guardian to protect the personal and property safety of the Minor.

3. 其将尽一切最大的努力和审慎来行使监护未成年人的职责。

The Accompanying Guardian will use all his/her endeavor and prudence to fulfill his/her liabilities to guard the Minor.

4. 如果前述承诺虚假或有所隐瞒而导致承运商有任何损失的, 将承担全部的责任。

The Accompanying Guardian will be fully liable for any loss of the Carrier if due to the falsehood and omission of the above guarantee.

随行监护人1姓名/Name of the Accompanying Guardian 1: _____

(护照/证件号/Passport/License No: _____)

签署/Signatur: _____

随行监护人2姓名/Name of the Accompanying Guardian 2: _____

(护照/证件号/Passport/License No: _____)

签署/Signature: _____

家庭地址/Address: _____

家庭电话/Home Tel: _____

工作电话/ Work Tel: _____

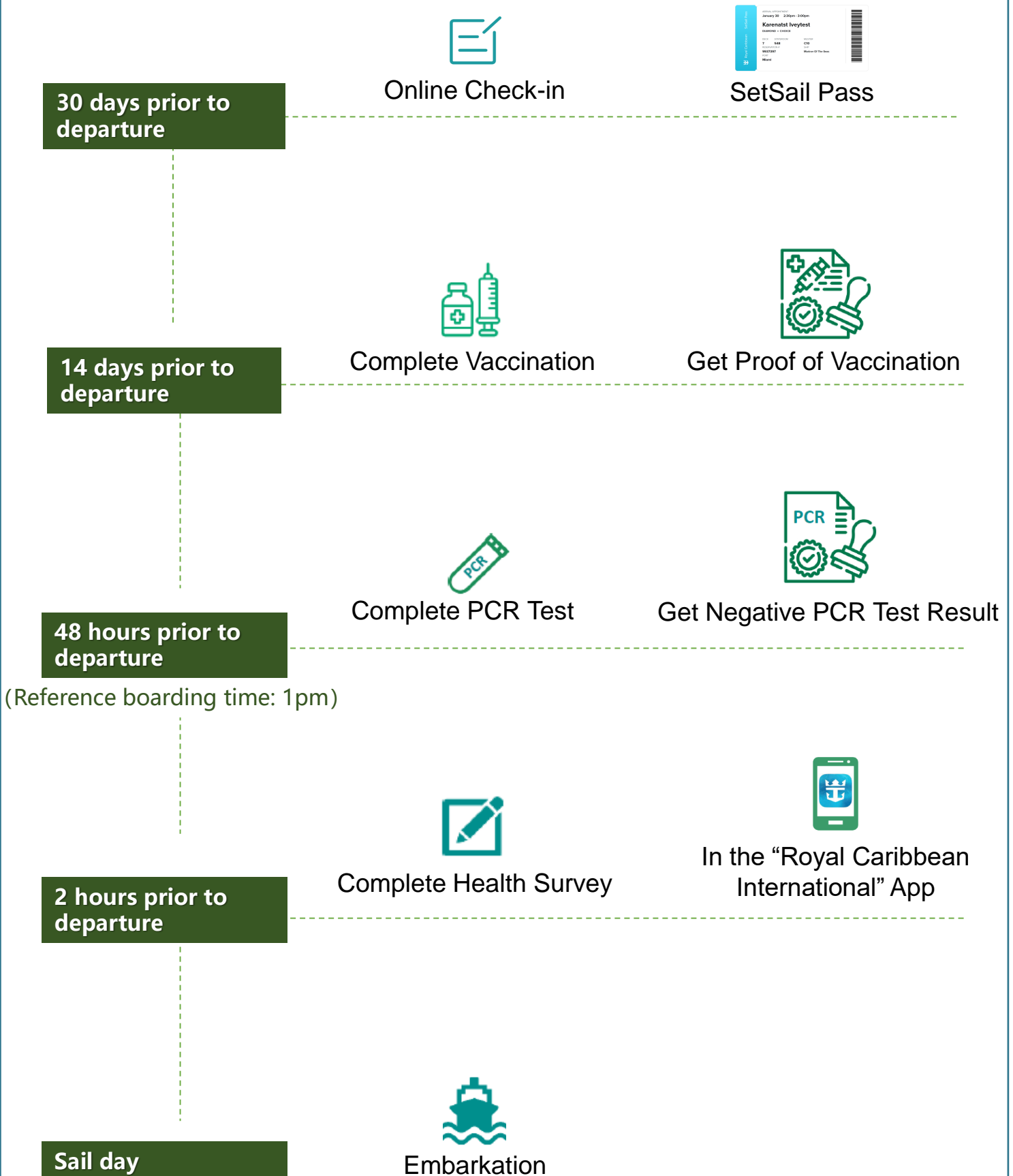
手机/Cell: _____

日期/Date: _____

注: 随行监护人必须在办理登船手续时在() 面前当场签署并提交本授权声明信, 否则无效。

Remark: The Accompanying Guardian MUST sign and present this Letter before () when check-in before boarding, or otherwise this Letter will be void.

Boarding Preparations



Boarding Preparations

Note

- All guests aged 12 and above should be fully vaccinated at least 14 days prior to boarding, whereas "Fully vaccinated" refers to:① Guests aged 12 to 17 are required to have received one dose of Fosun Pharma/BioNTech vaccine at least 14 days prior to boarding;②Guests aged 18 and above are required to have received two doses of Sinovac vaccine or Fosun Pharma/BioNTech vaccine at least 14 days prior to boarding.
- The 14th day after a person has completed a COVID-19 vaccination course is counted by taking the next day after the person received all of the recommended dose(s) of COVID-19 vaccine as the 1st day. For example, for a person who has not been infected with COVID-19 previously and received the last recommended dose of COVID-19 vaccine on 10 August 2021, the "1st day" would be 11 August and the "14th day" would be 24 August. This person can be considered "fully vaccinated" starting on 24 August.
- Passengers not suitable for COVID-19 vaccination need medical proof:
 1. Medical note stating the reason why the guest is not fit for vaccination with doctor's signature and stamp.(please use sample from HK government:
https://www.coronavirus.gov.hk/pdf/599FG_letterfrdoctor.pdf)
 2. Medical note stating the guest is fit for travel using letterhead paper with doctor's signature and stamp.

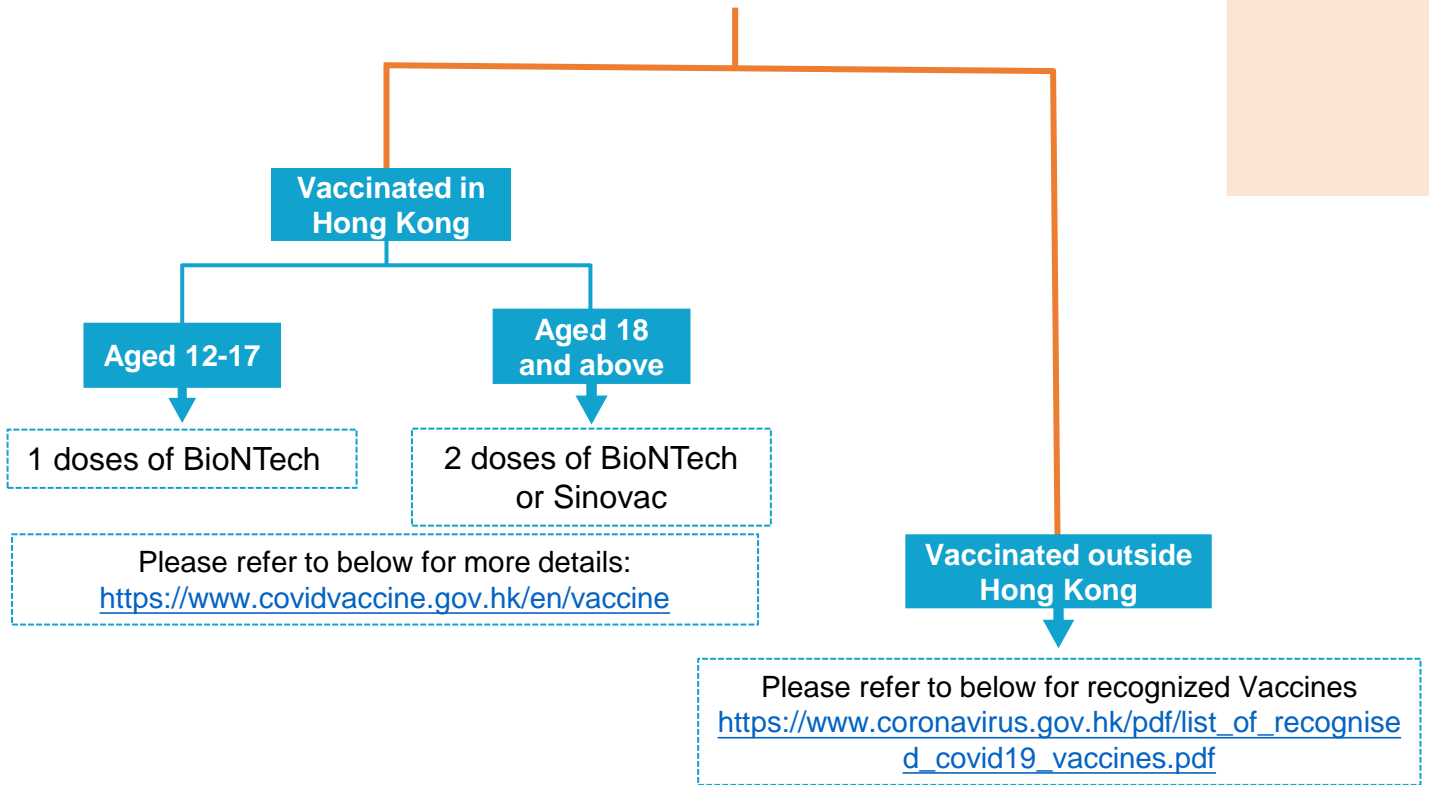
Remark: please provide the medical proof 14 days prior to sail which should be reviewed by Royal Caribbean Medical Team.

- All test results of testing done within 48 hours prior to boarding by local COVID-19 RT-PCR testing institutions recognized by the HKSAR Government are acceptable. And RT-PCR nucleic acid test must be performed using combined nasal and throat swabs. For example, the boarding day is 24 October, the specimen should be collected after 22 October 1pm, otherwise it will not be acceptable.
- For children aged below 6, or guests who have undergone throat or nasal operations, are not suitable for the combined swabs test, stool tests are also accepted as an alternative. For children aged below 2, throat swabs are accepted.

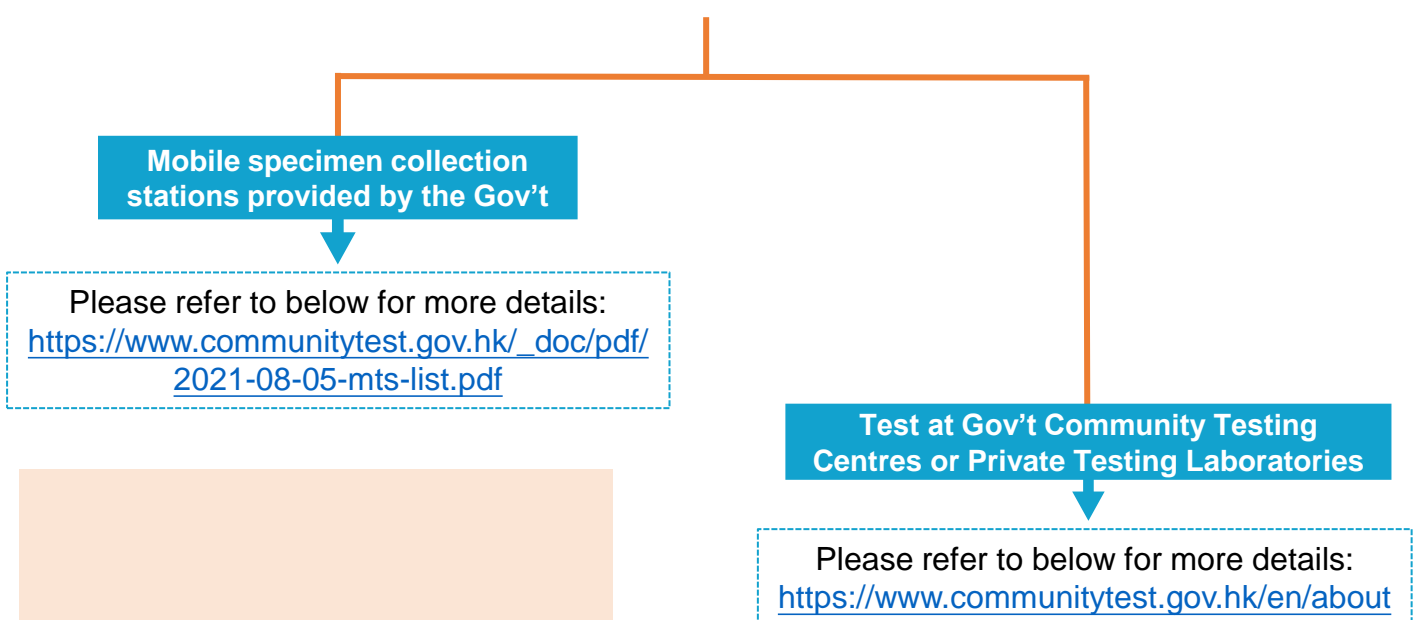
Boarding Preparations



Vaccination



PCR Test



Terminal Access

Kai Tak Cruise Terminal

Address: 33 Shing Fung Road, Kowloon, Hong Kong



Minibus: Green minibus No. 86

Route: Between cruise terminal and Kowloon Bay MTR Station (Telford Gardens)

Service hours: 06:40 to 23:00 daily (First minibus departs at 06:40 from Telford Gardens)

Fare: \$6.4 HKD

Headway: Approximately 8 to 25 minutes

Bus: 5R (KMB)

Route: Between the cruise terminal, Ngau Tau Kok and Kwun Tong MTR stations

Service hours: Saturday, Sunday and Public Holidays (11:00 to 19:00)

Full Fare: \$7.3 HKD

Headway: Approximately 30 minutes

Ferry: North Point to Kwun Tong to Kai Tak Runway Park.

Full Fare: \$7 HKD

Headway: North Point - Kwun Tong - Kai Tak: about 24 minutes

Taxi: Pick up and drop off area in front of terminal.

Please refer to <https://www.kaitakcruiseterminal.com.hk/facilities/getting-here/> for more details.

Checked Baggage

Check-in Procedures

- The maximum luggage allowance for guests boarding our ships is 90kg per guest.
- For check-in luggage, print out luggage tags upon completion of online check-in, fold them up, and loop them around the handle of luggage accordingly.
- Guests should arrive to the terminal no later than 2 hours prior to sailing, guests are requested to complete check-in no later than 3 days prior to their cruise. If you do not complete check-in 3 days prior, you will be required to complete this process at the pier at least two hours prior to the published sailing time. Please note: All guests must be checked-in and onboard the ship no later than 90 minutes prior to the published sailing time or you will not be permitted to sail.



Sample of luggage tag

Prohibited Items

Apart from prohibited items stipulated by Hong Kong Customs, the following items are also restricted:

- Fresh fruits, meat, dairy products, health care and physical therapy items that are rechargeable e.g. slimming and physical therapy belts
- High frequency radio walkie-talkie equipment
- Unsealed food and liquids (if you have babies, you can bring some baby products and food, excluding electric milk warmers)

Alcoholic Beverages


On boarding day, each stateroom may bring:

- Non-alcoholic beverage that do not exceed 12 standard (500 ml) cans, bottles or cartons per stateroom
- Up to two 750 ml bottles of wine or champagne

All beverages must be brought as carry-on items.

Boarding Procedures



Required Documents

 Vaccination Record (All guests aged 18 or above are required to be fully vaccinated
guests aged between 12-17, are required to receive one dose of the Comirnaty vaccine)



 PCR test result (Guests must provide negative COVID-19 PCR test result within 48 hours prior)

Priority Embarkation

- Below guests are entitled to priority embarkation:
-   **Royal Suite Class guests**
- **Passengers in wheelchairs or babies in baby strollers** (accompanied by one adult)

Boarding Procedures

1. Guests are required to complete Online Check-In no later than 3 days prior to sailing and present SetSail Pass at the cruise terminal.
2. Guests are recommended to arrive the cruise terminal at assigned arrival time and check-in your luggage (with printed luggage tags) at luggage check-in counter (Kai Tak Cruise Terminal Coach Bays 1-20).
3. Once your luggage are checked-in and temperature checked to be below 38°C, enter “Check-In Hall A” on the second floor from the escalator in “Baggage Hall A” or the elevator at the atrium.
4. Entering “Check-In Hall A,” have all required documentation, vaccination record and PCR test result ready, and check-in at the counter after taking your security photo. If you display any symptoms of COVID-19 on arrival, re-test will be arranged.
5. After checking-in, guests will pass through security with their identity documents.

SeaPass Card

Your Room



- Stateroom beds are automatically configured together; should you wish to request for the beds to be separated, dial “0” or contact your stateroom attendant onboard.
- Pullman beds or sofa beds will be prepared by stateroom attendants in staterooms which sleep 3 or more guests.
- Staterooms are equipped with North American standard plug outlets, please bring adaptors for personal use. (Extension units and electric iron are prohibited for safety reasons.)
- Shampoo, body wash, and soap are provided, guests are recommended to bring personal amenities like toothbrush, toothpaste, comb, razors etc.
- Electric kettle, mini refrigerator, hair dryer, telephone, safe, and television are available in all staterooms.

SeaPass cards (room card) for each guest will be placed in the letter-box at the door.

Functions of SeaPass Card:

- Room key
- Proof of identity
- Onboard expense (except inside casino)
- Location to assemble at muster drill

Guests should refrain from switching your staterooms at their own could result in billing confusion or even financial lost.

Guests are recommended to keep it handy at all times during your cruise, and arrange for reissuance at Guest Service Center once lost to avoid loses.



Kindly note that not the deck but only stateroom number will be shown on SeaPass cards for security reasons.

Room Card



Disembarkation

Priority Disembarkation

- Below guests are entitled to priority disembarkation:
-   **Royal Suite Class guests**
- **Passengers in wheelchairs or babies in baby strollers** (accompanied by one adult)

Departure Procedures

- 1) On the last day of your cruise, leave your larger luggage in front of your stateroom for pick-up (make sure you keep your passport and SeaPass card handy when getting off the ship).
- 2) Submit "Health & Quarantine Information Declaration" (<https://www.chp.gov.hk/hdf>) before disembarkation and receive the QR code upon completion.
- 3) Upon disembarkation, guests can enter 1/F of cruise terminal directly, provide the QR code to pass inspection and quarantine, and then clear immigration and inspection on 2/F.
- 4) Proceed to luggage claim by escalator to G/F, pass passenger clearance and exit the terminal.
- 5) Follow signage at exit hall: proceed to taxi stop at the exit; private carpark on 2/F; or transit with coaches at Parking A or B.
- 6) Guest whose temperature exceeds 37.5°C during the process will be arranged for quarantine by the Department of Health.

Spectrum of the Seas Cruise the extraordinary



皇家行前訂
Cruise Planner

Royal Caribbean International is now allowing guests to use onboard credit to purchase items such as dining, beverage, internet and shore excursions before sailing via the Cruise Planner. Guests don't need to pay before sailing, it will be charged automatically once onboard.

website: www.pcprcl.com

hotline: 852-6969-0717

Where to get it:

Stateroom attendants will deliver your "Cruise Compass" to your door everyday.

It is also available at 4/F Guest Service Center free of charge.

It will be even more convenient by checking the Royal App.

Cruise Compass



Cruise Compass



Royal App



Internet @ Sea

Stay connected with VOOM, the fastest internet at sea to browse the internet, send and receive e-mails, stay updated with stocks, as well as having voice or video calls with your loved ones to share your joy.

Open "Setting" chose "Wi-Fi"

On the networks list, search for "Wi-Fi-Guest-Spectrum," click and connect.

The system will jump to Wi-Fi connection page automatically; click "Access Internet" (Android users can enter "login.com" in any browser to enter login page)

Click "Create Account" after entering the login page.

Set-up your user ID and password. Accept terms and conditions, and click "Next."

Choose your preferred Wi-Fi package, and select purchase package.

Click on "Start" after accessing the connection page, and start browsing.

If your VOOM Wi-Fi package is purchased through Cruise Planner, you will find your package after logging into your account. Click to activate, and start browsing the internet.



Complementary Dining

Main Dining Room

Windjammer

Sorrento's

The Cafe @ Two70

Seaplex Doghouse

Splashaway Cafe

Gold Dining

Silver Dining

Specialty Dining & Bar

Wonderland by Dadong

Jamie's Italian

Chop's Grille

Izumi Japanese Cuisine

Teppanyaki

Sichuan Red

The Hot Pot

Leaf and Bean - Tea & Coffee Shop

LA PATISSERIE

Chef's Table

Music Hall Bar

Two70° Bar

Bionic Bar

Schooner Bar

Vintages

Sky Bar

North Star Bar

Pool Bar

Sunshine Bar

Gold Lounge

Silver Lounge

Venue	Program	Location
Royal Theatre	《The EFFECTORS》 《SHOWGIRL》	Deck 4, 5 - Forward
Two70	《The Silk Road》	Deck 5 - Aft



THE EFFECTORS



SHOWGIRL



THE SILK ROAD




*Availability of program is subject to final arrangements onboard.

Extraordinary Sports




North Star: Winner of the Guinness World Record for tallest viewing deck on a cruise ship.



Flowrider: Get excited at the popular surfing simulator.



Sky Pad: Hop into VR bungee trampoline experience for more thrills.



Bumper Cars: Fun for all ages.



Ripcord by iFLY: Simulated sky diving at sea is one of the many adventures that awaits.

*Availability of facilities is subject to final arrangements onboard.

Royal Caribbean's award-winning Adventure Ocean® youth program, designed for kids ranging from 6 months to 17 years old, keeps the fun going on all over the ship throughout the day and into the evening hours, making family time a great time.

Royal Babies & Tots 6 – 36 mos.

Our Royal Babies & Tots programs offer our tiniest guests interactive classes filled with enriching activities developed by our childhood experts.



Aquanauts (3-5 years)

From bubbling science experiments to dino-sized secrets just waiting to be uncovered, our aquanauts at sea will be engaged and entertained any time of day.

Explorers (6-8 years)

There's no end to activities here that engage young imaginations. Join science experiments freely like Space Mud, Fossil Fever and Meteorology Madness.



Voyagers (9-11 years)

Engaged in sports tournaments and video game showdowns, kids can also show off their skills in talent shows, and much more.

Teens (12-14 years)

Our teens-only spots are the places to go to hang out with other teens, and get immersed with sports tournaments, karaoke, pool parties, and much more.



Teens (15-17 years)

These teens can have fun with friends at themed parties, movie nights and more for an unforgettable night

Register your credit card: Visa, Mastercard, American Express, Diners Club, JCB credit cards are accepted (note: cardholder must be onboard)



If guests choose cash for their onboard expense accounts, guests are encouraged to place a deposit of US\$150 in every traveler's accounts.

Language

The common language used onboard is English, but our crew from around the world speak more than 20 languages in total. Chinese service is available at the service desk on deck 4.

Laundry

Laundry service is available onboard. Guests can use the laundry form placed in all staterooms or contact their stateroom attendant.

Medical

Our medical center on deck 2 handles emergencies and advises accordingly. Guests treated with medical care will pay additional medical expenses, calculated in U.S. dollars.

Safety

In addition to life-saving equipment required by international regulations, the Spectrum of the Seas is also equipped with professional lifeguards in all swimming pool areas.

Telephone

Dial 0 for deck 4 guest service desk, and dial room number between rooms directly. Guests can also call home with staterooms phones. Charge for onboard satellite communication is US\$7.95/minute from dial-up (for reference only, onboard charges shall prevail). It will be charged directly to guest SeaPass account.

Smoking

Smoking is permitted in designated outdoor areas only. Any violation of our smoking policy may be subject to penalty or further action pursuant to the "Consequences Section" of the Guest Conduct Policy.